

## JUBE

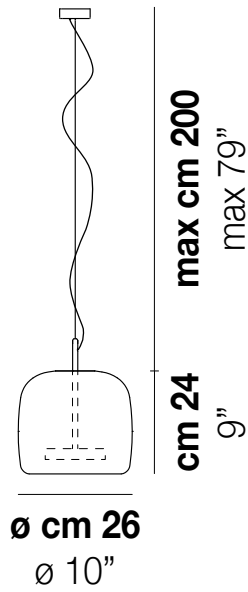
Design Favaretto&Partners

## JUBE SP 1 P



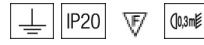
The elegant and delicate look of the blown glass finds a new dimension in Jube. Two glass units placed side by side, so perfectly assembled, that they look like a unique piece. A sinuous lamp, with tone-on-tone colours that give it a precious, vintage mood.





## JUBE SP 1 P

### TECHNICAL DATA:



LED 2700K DIM2	1x13 W	37 V
LED 2700K DIM3	1x13 W	37 V
LED 3000K DIM2	1x13 W	37 V
LED 3000K DIM3	1x13 W	37 V

### CERTIFICATIONS:



Led 2700 K 13 W 37 V 2000 lm DIM2 Phase Cut  
 Led 2700 K 13 W 37 V 2000 lm DIM3 0-10V, Push  
 Led 3000 K 13 W 37 V 2000 lm DIM2 Phase Cut  
 Led 3000 K 13 W 37 V 2000 lm DIM3 0-10V, Push

VOLUME Mc 0,07  
 GROSS WEIGHT Kg 4  
 NET WEIGHT Kg 2


[download](#)



### SHADE FINISHING



### FRAME FINISHING



### OTHER VERSION AVAILABLE

Click on the version to go to the web version of the product

